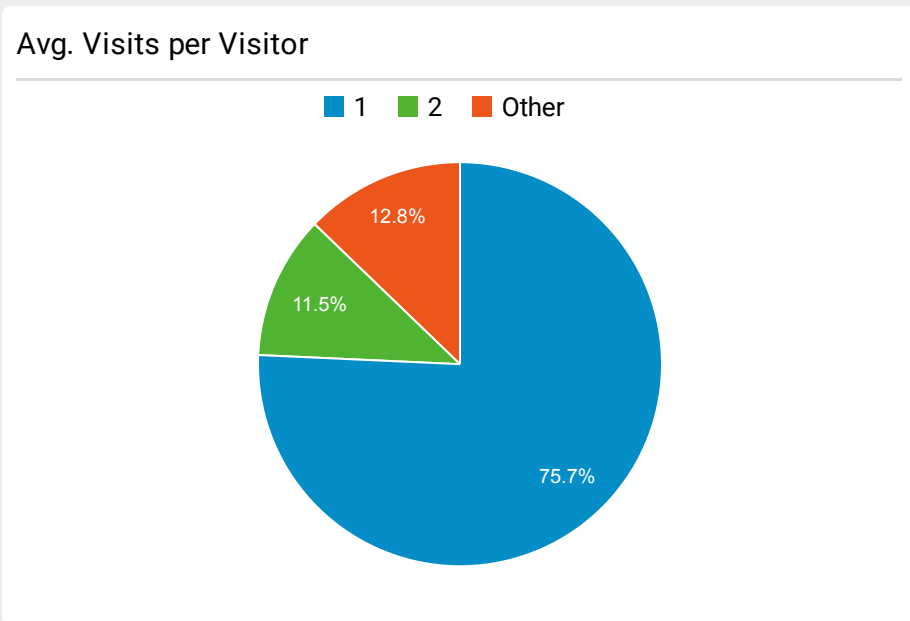
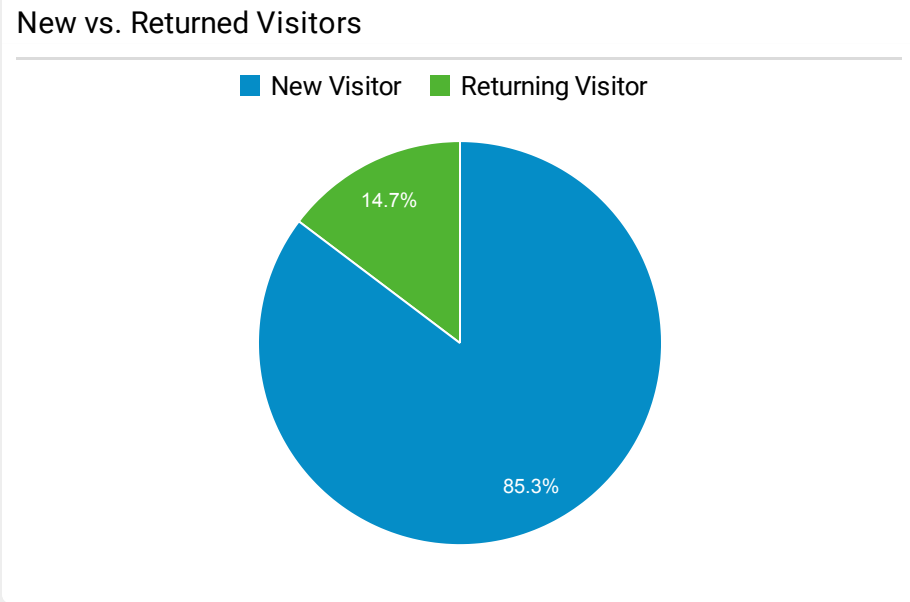





SchoolSafety.gov Web Performance Metrics

Feb 1, 2022 - Feb 28, 2022

All Users
100.00% Sessions



Visits and Bounce Rate by Source/Medium

Source / Medium	Sessions	Bounce Rate
google / organic	5,330	57.49%
(direct) / (none)	3,388	59.15%
bing / organic	468	53.63%
search.usa.gov / referral	436	28.44%
Inks.gd / referral	182	49.45%
t.co / referral	162	54.94%
linkedin.com / referral	148	58.78%
yahoo / organic	142	46.48%
samhsa.gov / referral	112	42.86%
classroom.google.com / referral	74	74.32%

Total Pageviews

Page Title	Pageviews	Bounce Rate
Grants Finder Tool SchoolSafety.gov	7,196	48.46%
Homepage SchoolSafety.gov	5,666	55.81%
Bullying and Cyberbullying SchoolSafety.gov	2,484	65.08%
Emergency Planning SchoolSafety.gov	1,487	59.86%
Threat Assessment and Reporting SchoolSafety.gov	1,157	60.36%

Sessions by Social Network

Social Network	Sessions
Twitter	162
LinkedIn	149
Facebook	129